

My Fair Lady Designs

Cinderella Buttonhole Companions



Thank you for purchasing these designs from My Fair Lady.

The colors given are just a guideline; please try using your own colors. They are also pretty sewn in just one color.




INFORMATION

Each design has been included for the following button sizes:

7mm (1/4 inch)
9mm (3/8 inch)
11mm (7/16 inch)
16mm (5/8 inch)
19mm (3/4 inch)
22mm (7/8 inch)

-  When using a thick button, use a design that is approximately 2mm larger than the button. For example, when using a thick 9mm button, use the 11mm buttonhole.
-  If the size you need is not included in this set, use the next largest size. For example, if you have a 14 mm button, use the 16mm buttonhole.

TIPS

-  When sewing buttonholes, make sure your fabric is stabilized.
-  Before you cut the buttonhole slit, apply a small amount of "Fray Check" to the back of the buttonhole along the slit.
-  To cut the slit, use a sharp X-Acto knife or cutting tool. Start at the top of the slit and cut towards the center, then turn the buttonhole around and do the same thing to the other end. This will help ensure that the buttonhole threads are not accidentally cut.

COLOR CHART



Cinderella Buttonhole Companion Freebie

Color Order

Color 1

Green

COPYRIGHT INFORMATION

All Digitized Designs are copyrighted by My Fair Lady and are only for use by the person who originally purchased the designs. Digitized designs are not to be shared, swapped, duplicated or sold in any way. Designs in their stitched out form can be used on personal items, gifts and items for resale on a small scale. The digitized design itself remains the property of My Fair Lady.

My Fair Lady Designs

<http://www.myfairladydesigns.com>

mail to: myfairladydesigns@hotmail.com